

Auto-Check Strip

Quick Reference Guide



Note: To order CSAN® Pronto® Auto-Check Strips, please contact CSAN® Order Desk at 1-866-669-2313.

1

INTENDED USE

The **CSAN® Pronto® Auto-Check Strip** is a reusable strip that includes white blood cell (WBC) and neutrophil graphic depictions in the appropriate aspect ratio and size. It includes three levels of WBC and neutrophil percentages (NEUT%) for different concentration counts. The CSAN® Pronto® Auto-Check Strip is intended to verify the suitability of the CSAN® Pronto® and is to be used with the CSAN® Pronto® system only.

Level	Expected WBC Range (K/ μ L)	Expected Neutrophil % Range
Low	2.1–3.9	30–50%
Medium	7.0–10.1	50–70%
High	20.2–24.4	70–90%



ACCESS THE CSAN PATIENT CARE PORTAL®

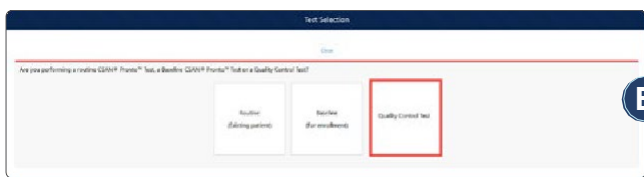
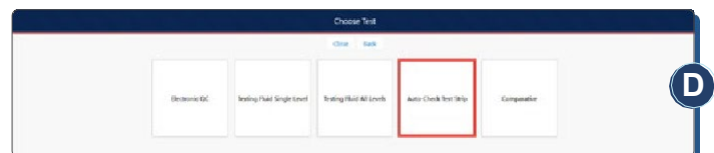
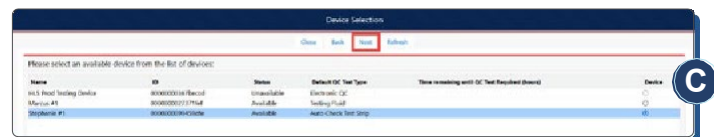
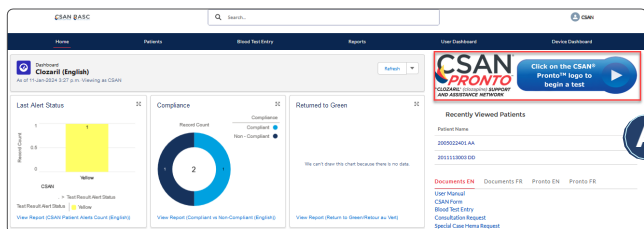
- Go to www.csan.ca to access the login page for the CSAN Patient Care Portal®
- Enter your username and password and click “Login”
- To obtain a username and password, contact CSAN® at 1-800-267-2726

2

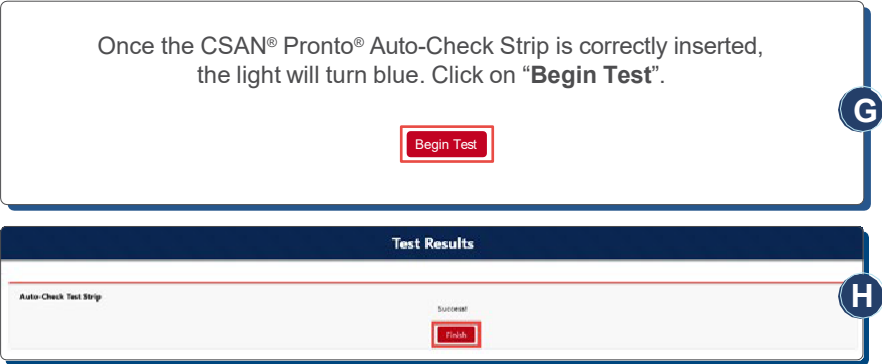
3

RUNNING A CSAN® PRONTO® AUTO-CHECK STRIP TEST

- Click on the CSAN® Pronto® logo on the sidebar
- Click on “Quality Control Test”
- Select the device and click “Next”
- Select “Auto-Check Test Strip”
- Enter the CSAN® Pronto® Auto-Check Strip lot # and click “Next”



- F** Make sure the magnetic strip of the CSAN® Pronto® Auto-Check Strip is inserted first into the device with the “Insert” and arrow icon facing upwards. Make sure the strip is free of fingerprints and contaminants by handling the strip from each side.
- G** Once the CSAN® Pronto® Auto-Check Strip is correctly inserted, the light will turn blue. Click on “Begin Test”.
- H** When all three levels have been analyzed, the test results (“Success” or “Failure”) will appear. All three levels must pass to obtain a successful test. Click on “Finish”.



CSAN® PRONTO® AUTO-CHECK STRIP TEST RESULTS

4

Result values are available on the device manager dashboard. Each result record includes a low, normal, and high level of being done. Each level includes the values returned and corresponding range along with pass confirmation.

Pronto Result Detail				
PR	PR-104137		Owner	CSAN
Control Material ID	47		Record Type	Auto Check Test Strip
Test Strip Lot #	00014		Friendly Name	Stephanie #1
Test Start Time	29/06/2022 5:17 PM		Device	D-00151
Test Completed	29/06/2022 5:26 PM		Device Location	DL-0072
Test Time Used (Minutes)	9		Error Message	
Job Status			24 Hours No Results	<input type="checkbox"/>
▼ Level 1 (Low)				
Job ID	336941		Status	Completed
WBC Range	2.1 - 3.9		Neut% Range	30% - 50%
WBC Value	3.10		Neut% Value	44.00%
WBC Passed - Low	Yes		Neut% Passed - Low	Yes
▼ Level 2 (Normal)				
Job ID	336942		Status	Completed
WBC Range	7 - 10.1		Neut% Range	51% - 70%
WBC Value	8.40		Neut% Value	64.00%
WBC Passed - Normal	Yes		Neut% Passed - Normal	Yes
▼ Level 3 (High)				
Job ID	336943		Status	Completed
WBC Range	20.2 - 24.4		Neut% Range	71% - 90%
WBC Value	21.40		Neut% Value	78.00%
WBC Passed - High	Yes		Neut% Passed - High	Yes
Created By	CSAN, 29/06/2022 5:17 PM		Last Modified By	CSAN, 29/06/2022 5:26 PM

The CSAN® Pronto® device has now passed all assessments for a high-resolution capability test to process critical features with dimensions larger than 3 µm.

5

CSAN® PRONTO® AUTO-CHECK STRIP STORAGE, MAINTENANCE, AND CLEANING

Storage and maintenance: To maintain proper functionality of the CSAN® Pronto® Auto-Check Strip, storage conditions should not vary outside a temperature range of 15–30°C nor exceed 60% humidity. The device should be stored in the packaging provided with the CSAN® Pronto® Auto-Check Strip.

Cleaning: To remove fingerprints and contaminants, the cover glass can be cleaned with a soft, microfiber cleaning cloth.



HLS Therapeutics Inc.
10 Carlson Court, Suite 701
Etobicoke, Ontario M9W 6L2
www.hlstherapeutics.com

CLOZARIL and CSAN are registered trademarks of Novartis AG. Pronto is a registered trademark of HLS Therapeutics Inc. All rights reserved.
© Copyright 2024 HLS Therapeutics Inc.
Product code: 80301207
January 2024 CA-CP-00032-EN HLS artwork: 2024HLS002

