

Auto-Check Strip

Quick Reference Guide



Note: To order CSAN® Pronto® Auto-Check Strips, please contact CSAN® Order Desk at 1-866-669-2313.

1

INTENDED USE

The **CSAN® Pronto® Auto-Check Strip** is a reusable strip that includes white blood cell (WBC) and neutrophil graphic depictions in the appropriate aspect ratio and size. It includes three levels of WBC and neutrophil percentages (NEUT%) for different concentration counts. The CSAN® Pronto® Auto-Check Strip is intended to verify the suitability of the CSAN® Pronto® and is to be used with the CSAN® Pronto® system only.

Level	Expected WBC Range (K/ μ L)	Expected Neutrophil % Range
Low	2.1–3.9	30–50%
Medium	7.0–10.1	50–70%
High	20.2–24.4	70–90%



ACCESS THE CSAN PATIENT CARE PORTAL®

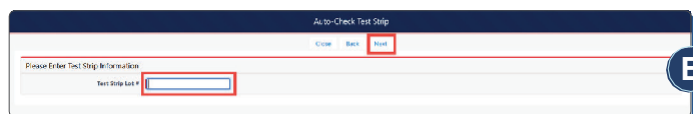
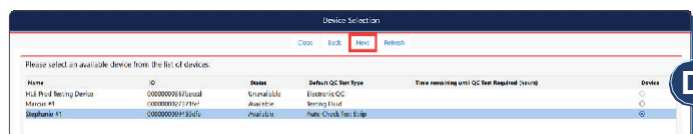
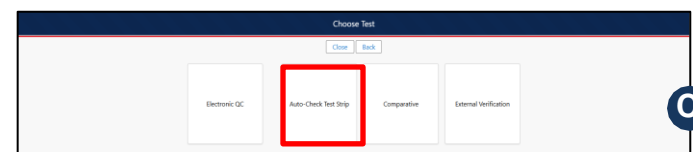
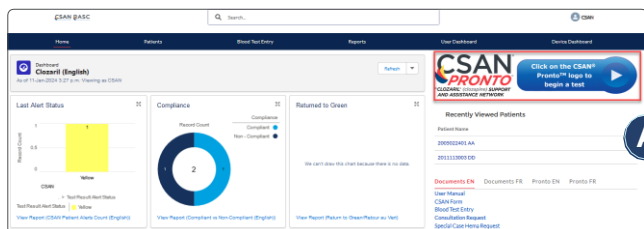
- Go to www.csan.ca to access the login page for the CSAN Patient Care Portal®
- Enter your username and password and click “Login”
- To obtain a username and password, contact CSAN® at 1-800-267-2726

2

3

RUNNING A CSAN® PRONTO® AUTO-CHECK STRIP TEST

- Click on the CSAN® Pronto® logo on the home page
- Click on “Quality Control Test”
- Select “Auto-Check Test Strip”
- Select the device and click “Next”
- Enter the CSAN® Pronto® Auto-Check Strip lot # and click “Next”



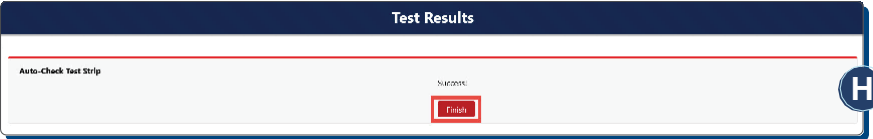
- F** Make sure the magnetic strip of the CSAN® Pronto® Auto-Check Strip is inserted first into the device with the “Insert” and arrow icon facing upwards. Make sure the strip is free of fingerprints and contaminants by handling the strip from each side.
- G** Once the CSAN® Pronto® Auto-Check Strip is correctly inserted, the light will turn blue. Click on “Begin Test”.
- H** When all three levels have been analyzed, the test results (“Success” or “Failure”) will appear. All three levels must pass to obtain a successful test. Click on “Finish”.
- If the CSAN® Pronto® Auto-Check Strip does not pass, clean the cover glass with a lint-free cloth, and try again. If it still does not pass, please call CSAN @ 1-800-267-2726.



Once the CSAN® Pronto® Auto-Check Strip is correctly inserted, the light will turn blue. Click on “**Begin Test**”.

Begin Test

G



CSAN® PRONTO® AUTO-CHECK STRIP TEST RESULTS

4

Result values are available on the device manager or user dashboard. Each result record includes a low, normal, and high level of being done. Each level includes the values returned and corresponding range along with pass confirmation.

✓ Level 1 (Low)

Job ID	Status
760146	Completed
WBC Range	Neut% Range
2.1 - 3.9	30% - 50%
WBC Value	Neut% Value
2.90	45.00%
WBC Passed - Low	Neut% Passed - Low
Yes	Yes

✓ Level 2 (Normal)

Job ID	Status
760147	Completed
WBC Range	Neut% Range
7 - 10.1	51% - 70%
WBC Value	Neut% Value
8.50	60.00%
WBC Passed - Normal	Neut% Passed - Normal
Yes	Yes

✓ Level 3 (High)

Job ID	Status
760149	Completed
WBC Range	Neut% Range
20.2 - 24.2	71% - 90%
WBC Value	Neut% Value
21.00	77.00%
WBC Passed - High	Neut% Passed - High
Yes	Yes

5

CSAN® PRONTO® AUTO-CHECK STRIP STORAGE, MAINTENANCE, CLEANING, AND FREQUENCY

Storage and maintenance: To maintain proper functionality of the CSAN® Pronto® Auto-Check Strip, storage conditions should not vary outside a temperature range of 15–30°C nor exceed 60% humidity. The CSAN® Pronto® Auto-Check Strip should be stored in the packaging provided with the CSAN® Pronto® Auto-Check Strip.

Cleaning: To remove fingerprints and contaminants, the cover glass can be cleaned with a lint-free cloth.

The recommended CSAN® Pronto® Auto-Check Strip testing frequency: at least once a month. A defined frequency can be set by the device manager, and the end-user will be prompted to run the CSAN® Pronto® Auto-Check Strip test at that time. If not run, the device will automatically lock out.



HLS Therapeutics Inc.
10 Carlson Court, Suite 701
Etobicoke, Ontario M9W 6L2
www.hlstherapeutics.com

CLOZARIL and CSAN are registered trademarks of Novartis AG. Pronto is a registered trademark of HLS Therapeutics Inc. All rights reserved.
© Copyright 2024 HLS Therapeutics Inc.
Product code: 2022HLS006
January 2025 -CA-CP-00053-EN HLS artwork control number: 2022HLS006

